

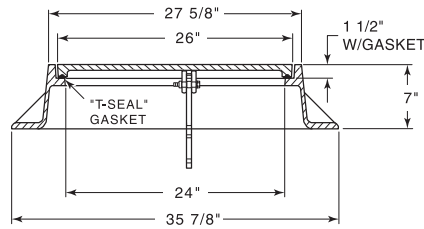
**R-1642-LM**  
**LiftMate Frame,**  
**Solid Gasketed Lid**

**Heavy Duty**

Furnished with four 1" anchor holes on 33" diameter bolt circle.

Hinge plug available for self-seal application.

See p. 13 for LiftMate information.

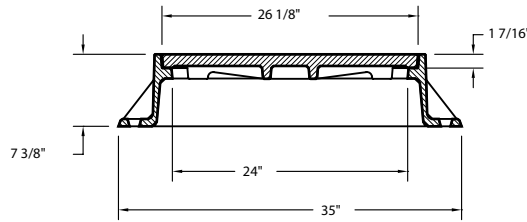


**R-1642-G**  
**Manhole Frame, Solid Lid**

**NEW**

**Heavy Duty**

Furnished with four 1" anchor holes on 31 3/4" diameter bolt circle.



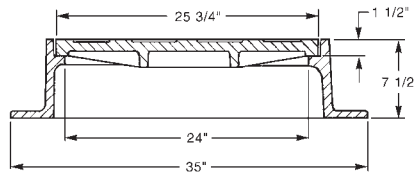
**R-1643**  
**Manhole Frame, Solid Lid**

**Heavy Duty**



Available Grate: **R-2371**

(see **Inlet Frames & Grates, R-2000 Series** table)



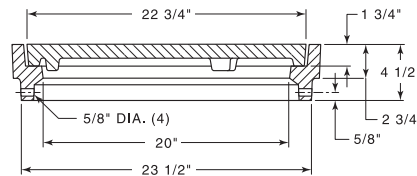
**R-1645**  
**Manhole Frame, Solid Lid**

**Heavy Duty**

Furnished with four 5/8" holes in barrel of frame to fit in opening of 24" corrugated metal pipe.



Available Grate: **R-2549**



**R-1645-A**  
**Manhole Frame, Solid Lid**

**Heavy Duty**

